

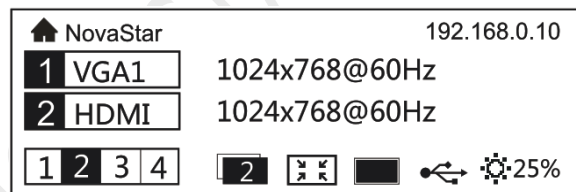
①: Power switch.

②: Operation screen

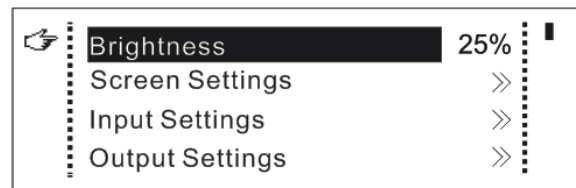
③: Knob. To press knob means Enter or OK, rotating knob represents selection or adjustment.

④: ESC. Escape current operation or selection.

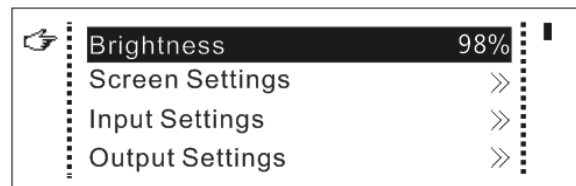
1. After starting the controller, the main interface of the *Operation screen* is as follows:



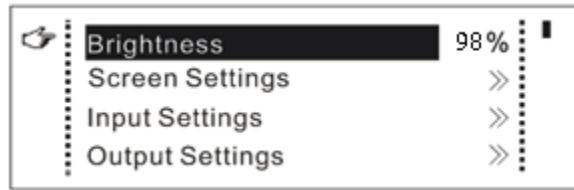
2. Press the *Knob* twice to enter to *Brightness* adjustment.



3. Rotate the *Knob* to adjust the brightness level per your needs.



4. Press the *Knob* again to save the brightness settings.



5. Press the *ESC* to return to the main interface.

