

FAIR-PLAY

by **TRANS**LUX



MP-70/50 Series Scoreboard Controller

Quick Reference

Document No. 98-0002-29-1
Revision: 1907.10
Effective with firmware ver. 3.09

ABOUT THIS GUIDE

This is intended to be used as a portable document that you can use during sporting events to program your MP-70/50's systems settings and sports-specific information. Remember that these settings are stored in your control's permanent memory, and under normal circumstances, you should not have to change these settings.

SHORTCUTS

POWER-ON PROCEDURES

- Power On + [SHIFT] + [+1]Lock/Unlock Mode
- Power On + [0]System Settings Mode
- Power On + [1]Relay Mode
- Power On + [2]exit Segment Timer Mode
- Power On + [SHIFT] + [2]enter Segment Timer Mode
- Power On + [3]Saved Configurations
- Power On + [SHIFT] + [5]MP-50 Operating Mode
- Power On + [SHIFT] + [6]enter ST50 Operating Mode
- Power On + [8]Test Pattern Mode
- Power On + [ENTER]Sport Configuration Mode

NON-POWER-ON PROCEDURES (available unless locked)

- [SHIFT] + [1] enable/disable Game Clock Radio
Handswitch G3
- [SHIFT] + [3] enable/disable Shot/Field Timer Radio
Handswitch G3
- [SHIFT] + [9] G2 Radio Settings

TABLE OF CONTENTS

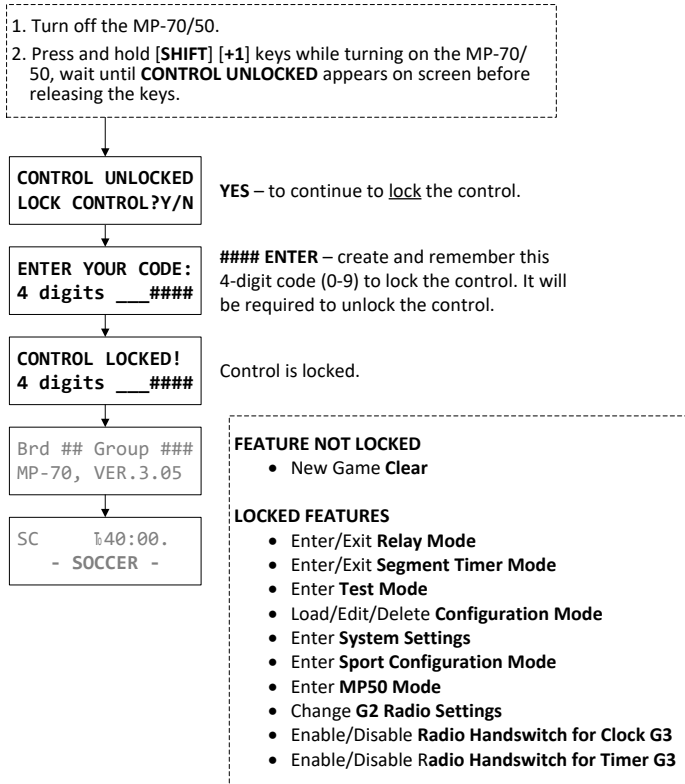
LOCK/UNLOCK MODE	2	LACROSSE SYSTEM SETTINGS	11
SYSTEM SETTING AND CONFIGURATION	2	LACROSSE CONFIGURATION	12
BASKETBALL SYSTEM SETTINGS	3	HOCKEY SYSTEM SETTINGS	13
BASKETBALL CONFIGURATION	4	HOCKEY CONFIGURATION.....	14
FOOTBALL SYSTEM SETTINGS	5	WRESTLING SYSTEM SETTINGS	15
FOOTBALL CONFIGURATION.....	6	WRESTLING CONFIGURATION	16
BASEBALL SYSTEM SETTINGS	7	VOLLEYBALL SYSTEM SETTINGS	17
BASEBALL CONFIGURATION	8	VOLLEYBALL CONFIGURATION	18
SOCCER SYSTEM SETTINGS	9	TRACK SYSTEM SETTINGS.....	19
SOCCER CONFIGURATION	10	TRACK CONFIGURATION	20

LOCK/UNLOCK MODE

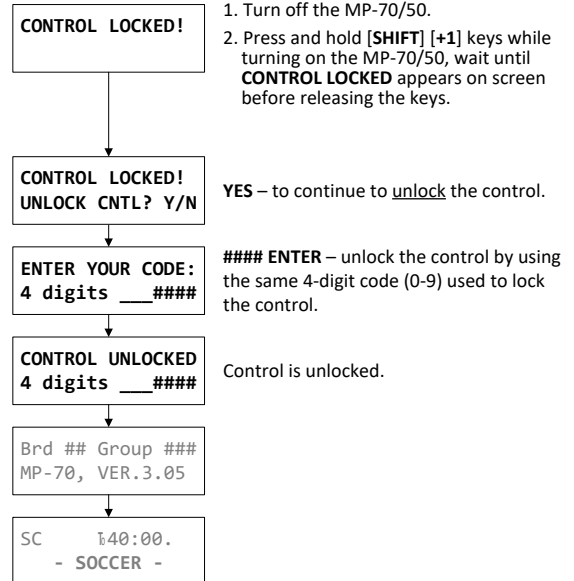


The lock/unlock mode is to prevent unauthorized changes to the system or configuration settings. If the MP-70/50 control has been locked, then you must first unlock it before you can set the System Settings or Configuration.

TO LOCK



TO UNLOCK



A0261-LK

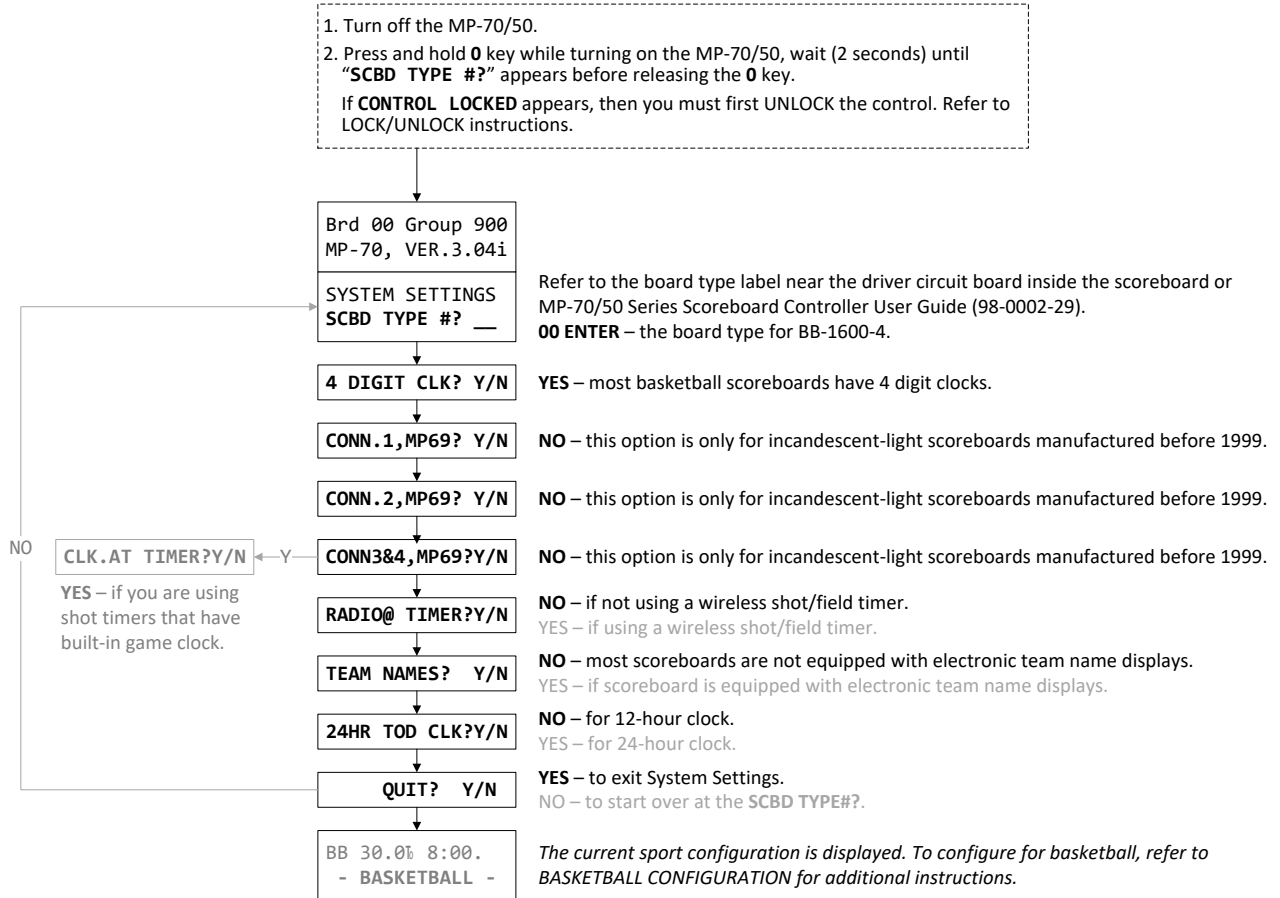
SYSTEM SETTING AND CONFIGURATION

- The control must be UNLOCKED before you can change the system settings and sports configuration. Refer to Lock/Unlock Mode above.
- A system setting is used to program the MP-70/50 control to run the scoreboard.
- When the control is unlocked, then you can proceed with changes.
- The following chart shows each prompt you will see if you select YES for each and every question. You may not see all of these prompts if you do not select YES. For a more detailed explanation, see the individual sports chapter in your User Guide.

BASKETBALL SYSTEM SETTINGS



Shown are the most common system settings for high school (NFHS) and college (NCAA) baseball games.



A0261-BB1

BASKETBALL CONFIGURATION



Shown are the most common configuration settings for high school (NFHS), college (NCAA) and FIBA basketball.

BASKETBALL CONFIGURATION

1. Turn off the MP-70/50.
2. Press and hold **ENTER** key while turning on the MP-70/50, wait until **BASKETBALL? Y/N** screen appears before releasing the **ENTER** key.
If **CONTROL LOCKED** appears, then you must first **UNLOCK** the control. Refer to **LOCK/UNLOCK** instructions.

	NFHS	NCAA		FIBA	Remarks
		men	women		
- CHANGE SPORT - BASKETBALL? Y/N					
CONTINUE? Y/N	YES	YES		YES	Continue with Basketball Configuration settings?
FIBA RULES? Y/N	NO	NO		YES	International Basketball Federation [FIBA] game rules?
AUTO PER.ADV?Y/N	--	--		YES	Auto Period Advance [FIBA]?
COUNT DN.CLK?Y/N	YES	YES		YES	Count down game clock?
1/10SEC CLK? Y/N	YES	YES		YES	Display tenths of a second in the last minute of play?
AUTO HORN? Y/N	YES	YES		YES	Sound the horn automatically for 5 seconds at the end of each quarter, half, or period?
CLOCK SET TO? 00	8 ENTER	20 ENTER	10 ENTER	10 ENTER	8 minute quarters [NFHS]. 20 minute half [NCAA Men]. 10 minute periods [NCAA Women/FIBA].
BREAK SET TO? 00	10 ENTER	15 ENTER		2 ENTER	Halftime break set to?
O.T. SET TO? 00	4 ENTER	5 ENTER		5 ENTER	Overtime period [or FIBA extra period] set to?
BONUS FLS 1T09?	7 ENTER	7 ENTER		4 ENTER	What is the maximum number of team fouls needed to initiate a bonus penalty situation?
MAX. T.FOULS? 00	10 ENTER	10 ENTER		4 ENTER	What is the maximum number of team fouls you want to display on the scoreboard?
T.O.TO SCBD? Y/N	NO	NO		NO	Display the timeout timer on the scoreboard?
T.O.TIMER TO? 00	60 ENTER	60 ENTER		60 ENTER	60 seconds [NFHS/NCAA electronic-media time out], or 75 seconds [NCAA no electronic media time-out]?
2nd T.O.TIME? 00	30 ENTER	30 ENTER		--	2 nd time out timer set to?
HORN @ 10SEC?Y/N	NO	NO		--	NO – does not sound the warning horn when 10 seconds remain in the timeout.
HORN @ 15SEC?Y/N	YES	YES		--	YES – sounds the warning horn when 15 seconds remain in the timeout [NFHS/NCAA].
# OF TOLS,1T09?	5 ENTER	6 ENTER		5 ENTER	Set the total number of timeouts allowed.
TRANS.TIMER? Y/N	YES	YES		YES	Is the Transparent Shot Clock Timer is in use?
1/10S TIMER? Y/N	YES	YES		YES	Display the tenths of a second on the Transparent Shot Clock Timer?
TIMER SET #1? 00	SHIFT NEXT	30 ENTER		24 ENTER	Set shot clock values. Requires the use of HS-70 [NFHS], or HS-70-R2 [NCAA], or HS-70-FIBA [FIBA] Shot/Field Timer Hand Switch.
TIMER SET #2? 00	SHIFT NEXT	30 NEXT		24 ENTER	
TIMER SET #3? 00	SHIFT NEXT	20 ENTER		14 ENTER	
FOUL MEMORY? Y/N	NO	NO		NO	NO - if not equipped with Stat Board to display FOULS & PLAYER information.
POINTS MEM.? Y/N	NO	NO		NO	
ENTER LINEUP?Y/N	NO	NO		NO	
QUIT? Y/N	YES	YES		YES	YES – when finished with configuration settings.
ENT.CONFIG.NAME	HS-BB ENTER	NCAA-MBB ENTER	NCAA-WBB ENTER	FIBA ENTER	Save the configuration name. Suggested names shown are for example purposes only.

REFERENCES:

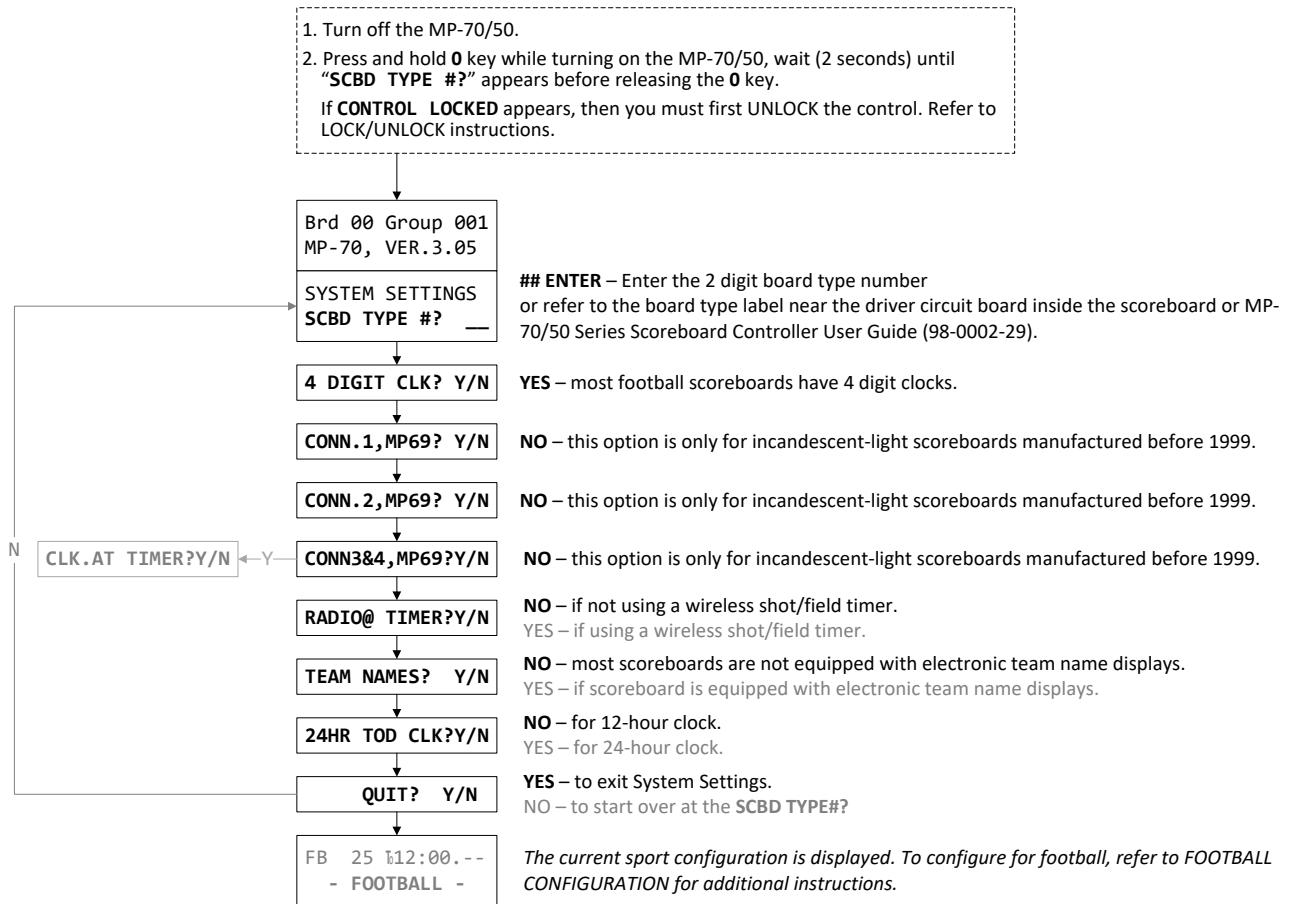
- 2014-15 NFHS Basketball Rules Book. Robert G. Gardner (Publisher). NFHS Publications. National Federation of State High School Associations.
- 2018-19 NCAA Men's Basketball Rules. ISSN 1042-3877. National Collegiate Athletic Association. 2019-20 and 2020-21 Men's Basketball Rules Changes (June 20, 2019).
- 2018-2019 NCAA Women's Basketball Rules. ISSN 1042-3877. National Collegiate Athletic Association. 2019-20 and 2020-21 Women's Basketball Rules Changes.
- Official Basketball Rules 2014. FIBA Central Board. Barcelona, Spain, 2nd February 2014.

A0261-BB2

FOOTBALL SYSTEM SETTINGS



Shown are the most common system configuration settings for high school (NFHS) and college (NCAA) football.



A0261-FB1

FOOTBALL CONFIGURATION

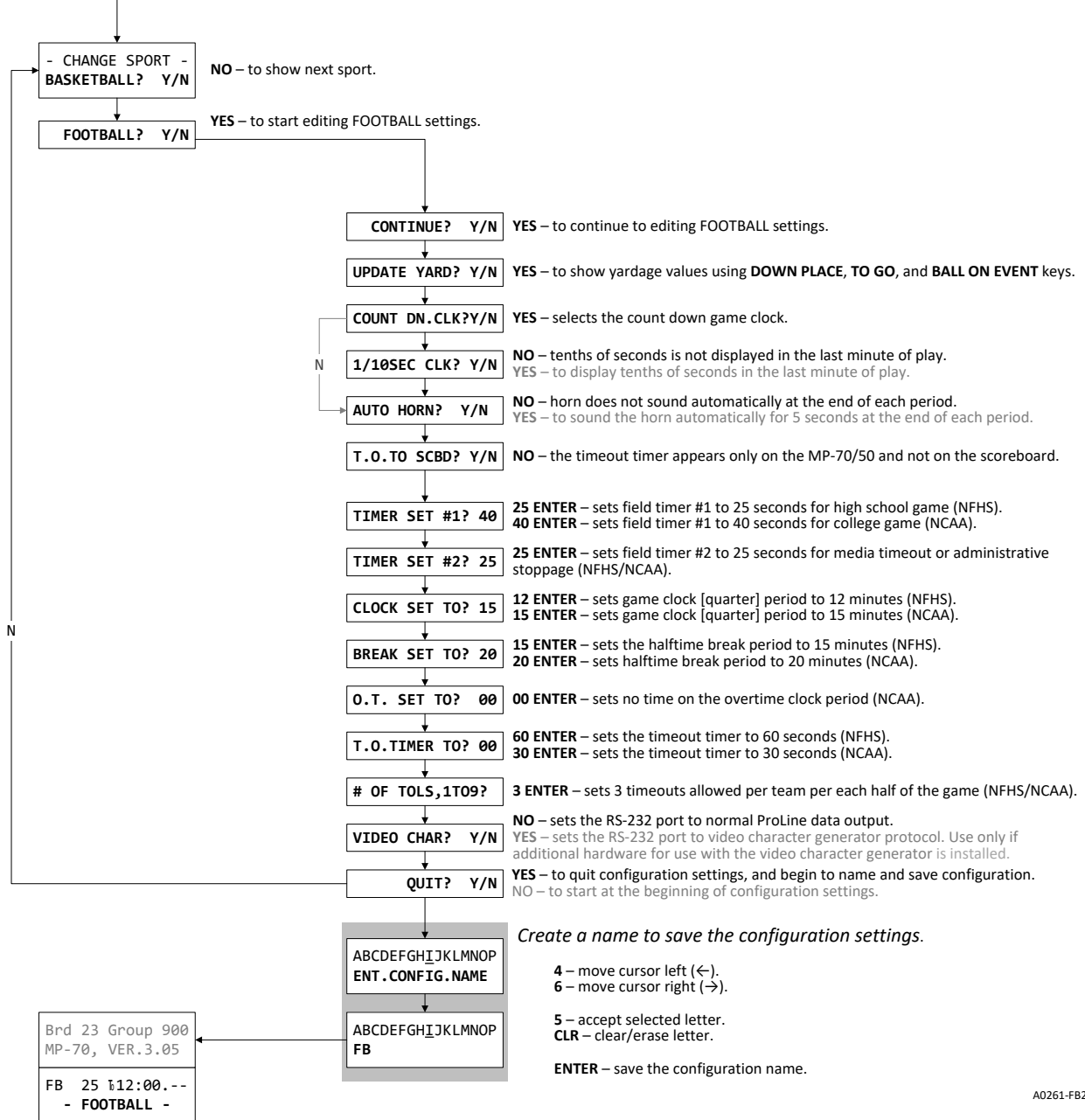


Shown are the most common configuration settings for high school (NFHS) and college (NCAA) football.

1. Turn off the MP-70/50.
2. Press and hold **ENTER** key while turning on the MP-70/50, wait until **BASKETBALL? Y/N** screen appears before releasing the **ENTER** key.
If **CONTROL LOCKED** appears, then you must first **UNLOCK** the control. Refer to **LOCK/UNLOCK** instructions.

REFERENCES:

- 2011 NFHS Football Rules Book, NFHS Publications, Robert B. Gardner - Publisher. National Federation of State High School Associations.
- NCAA Football 2011 and 2012 Rules and Interpretations. NCAA 78900-4/11 FB12. National Collegiate Athletic Association.

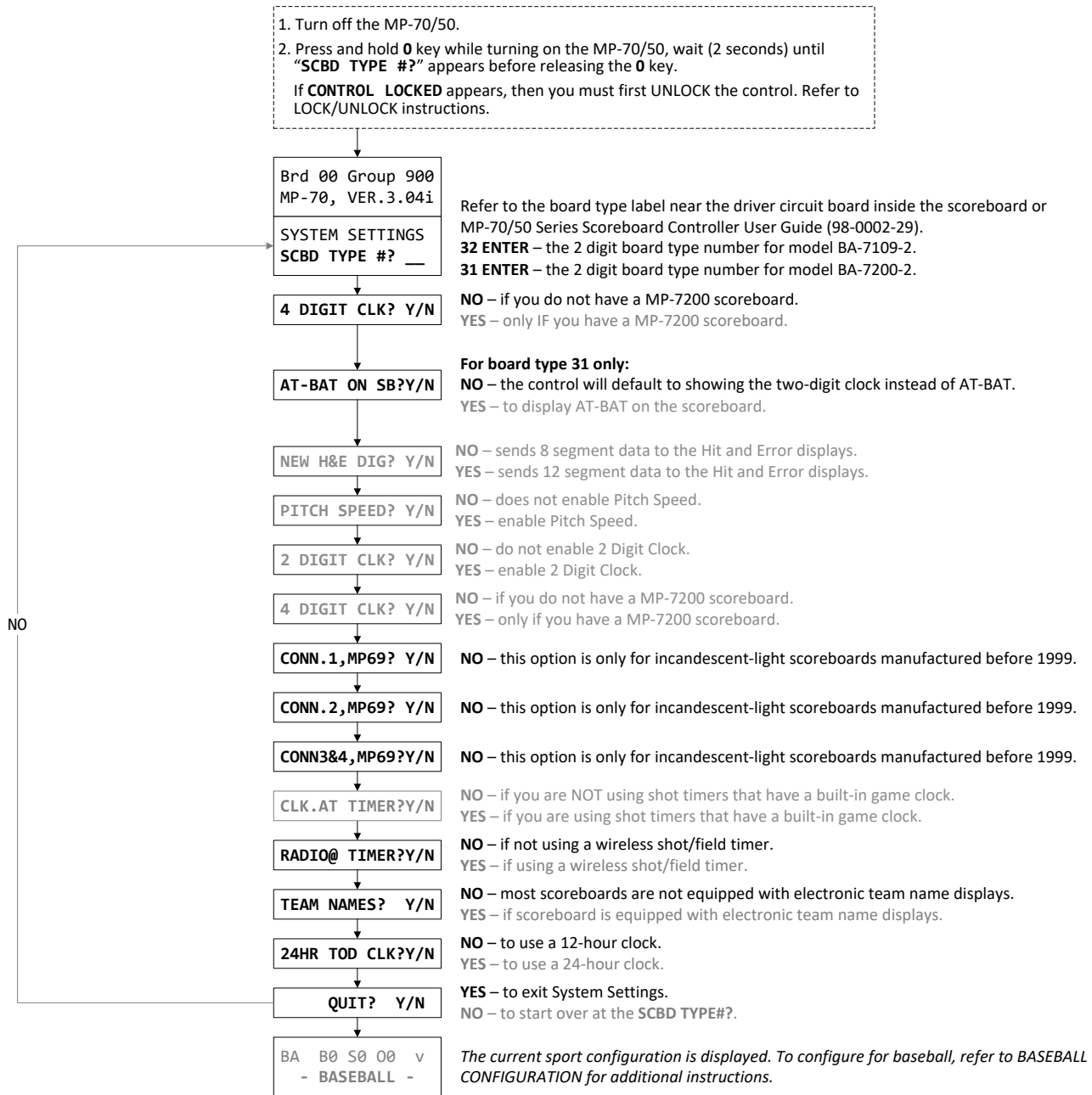


A0261-FB2

BASEBALL SYSTEM SETTINGS



Shown are the most common system settings for high school (NFHS) and (NCAA) baseball.



A0261-BA1

BASEBALL CONFIGURATION

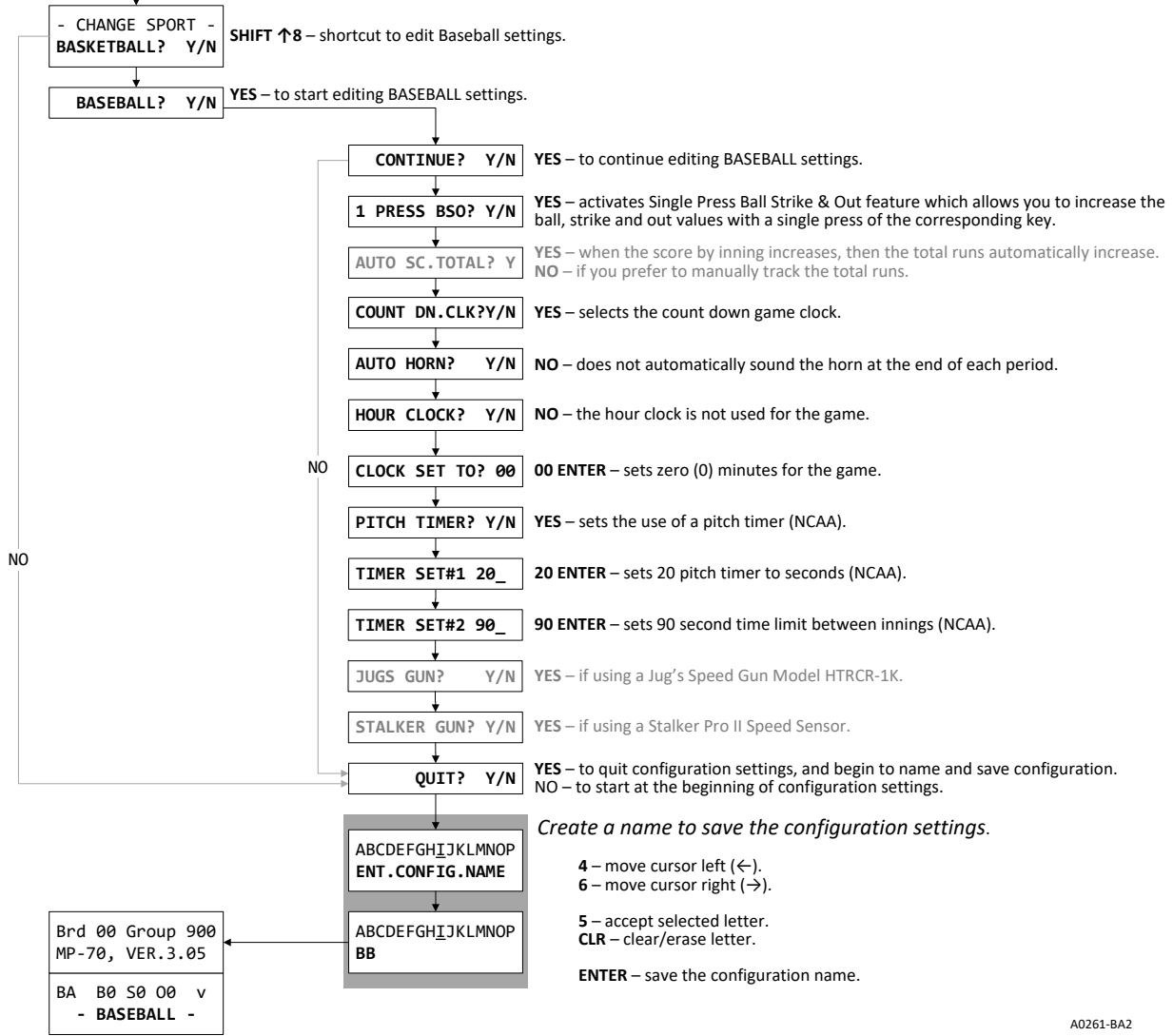


Shown are the most common configuration settings for high school and college (NCAA) baseball.

1. Turn off the MP-70/50.
2. Press and hold **ENTER** key while turning on the MP-70/50, wait until **BASKETBALL? Y/N** screen appears before releasing the **ENTER** key.
If **CONTROL LOCKED** appears, then you must first **UNLOCK** the control. Refer to **LOCK/UNLOCK** instructions.

REFERENCES:

- 2012 & 2012 NCAA Baseball Rules. ISSN 0736-5209. National Collegiate Athletic Association.

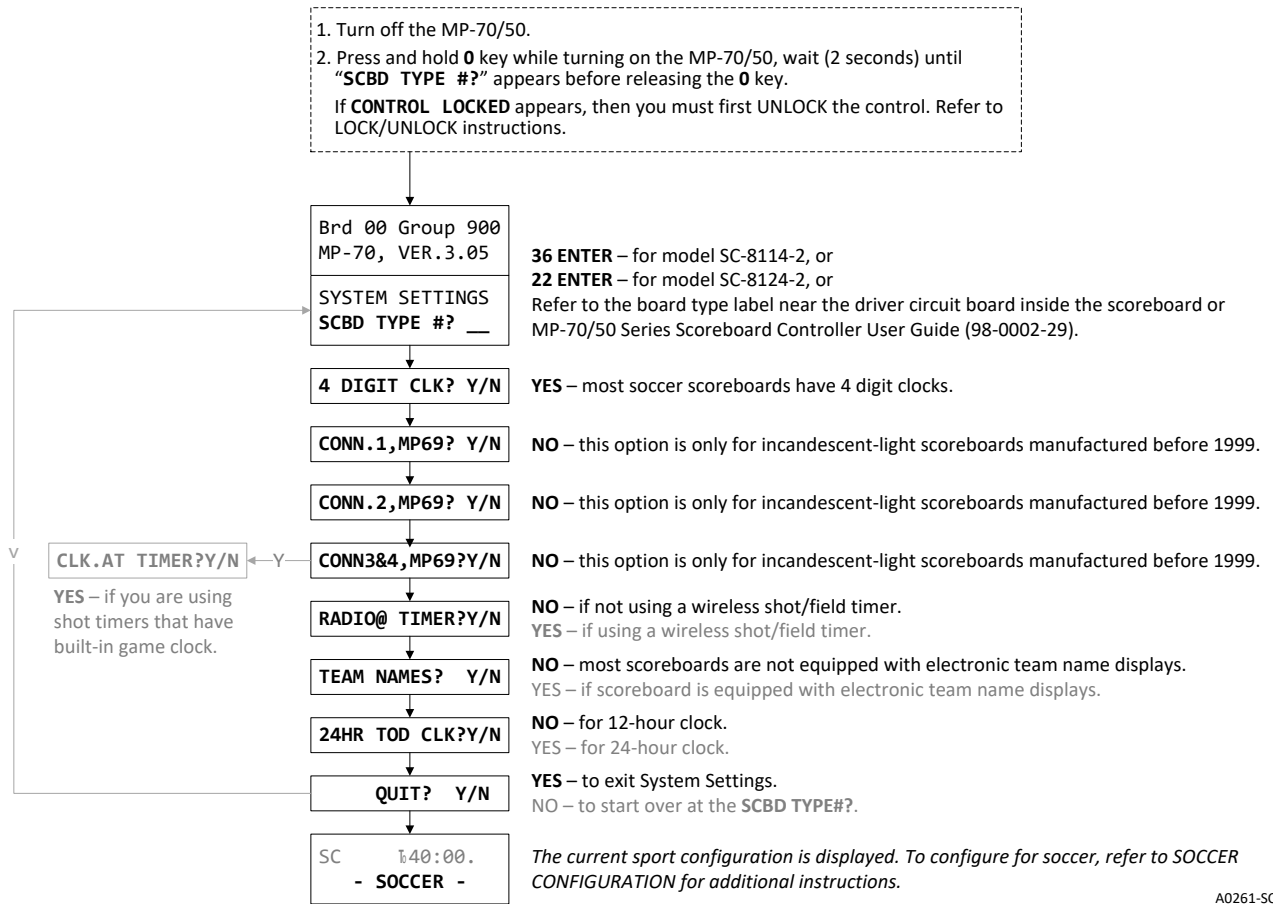


A0261-BA2

SOCCER SYSTEM SETTINGS



Shown are the most common system settings for high school (NFHS) and college (NCAA) soccer.



A0261-SC1

SOCCER CONFIGURATION

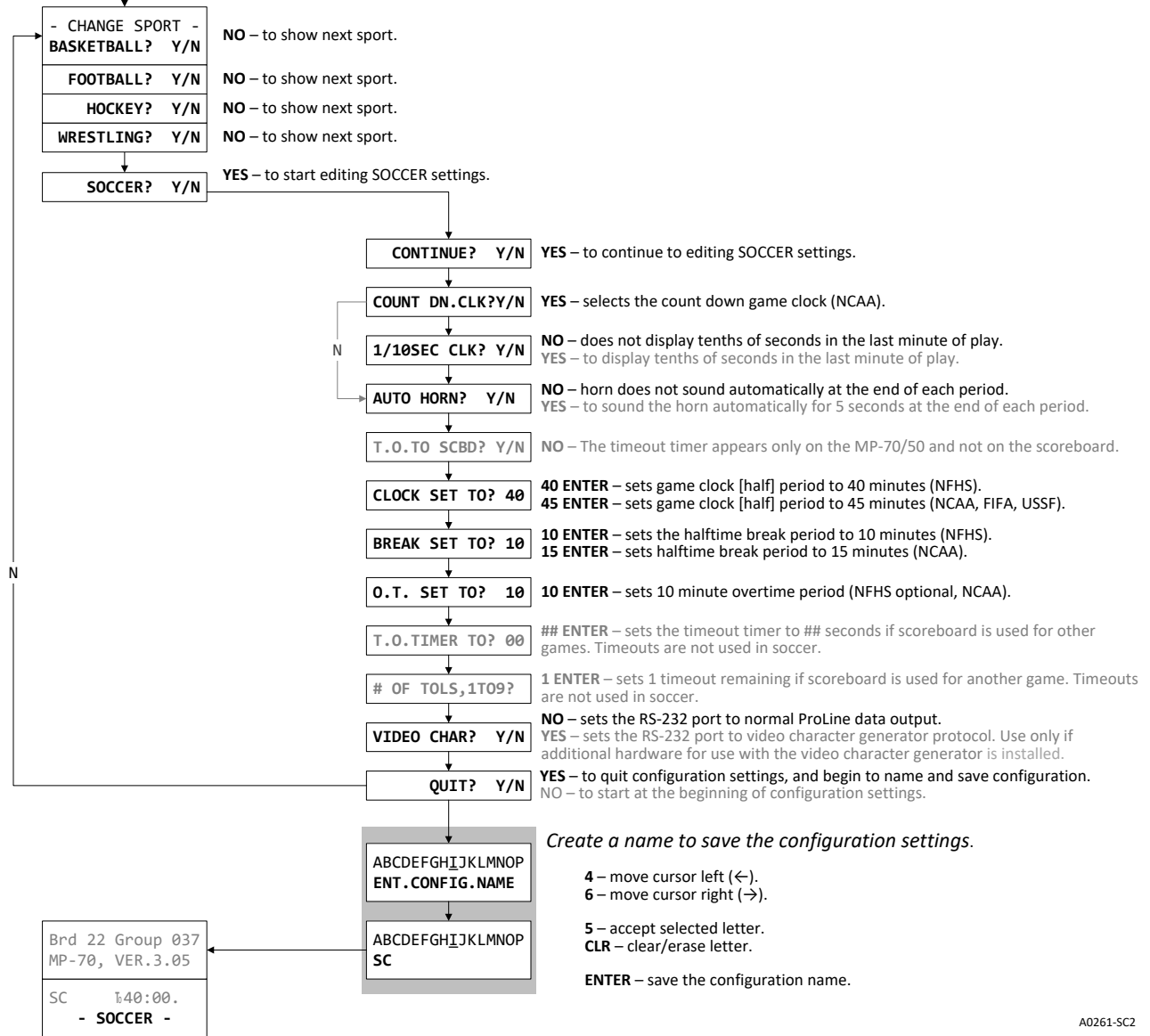


Shown are the most common configuration settings for high school (NFHS) and college (NCAA) soccer.

1. Turn off the MP-70/50.
2. Press and hold **ENTER** key while turning on the MP-70/50, wait until **BASKETBALL? Y/N** screen appears before releasing the **ENTER** key.
If **CONTROL LOCKED** appears, then you must first **UNLOCK** the control. Refer to **LOCK/UNLOCK** instructions.

REFERENCES:

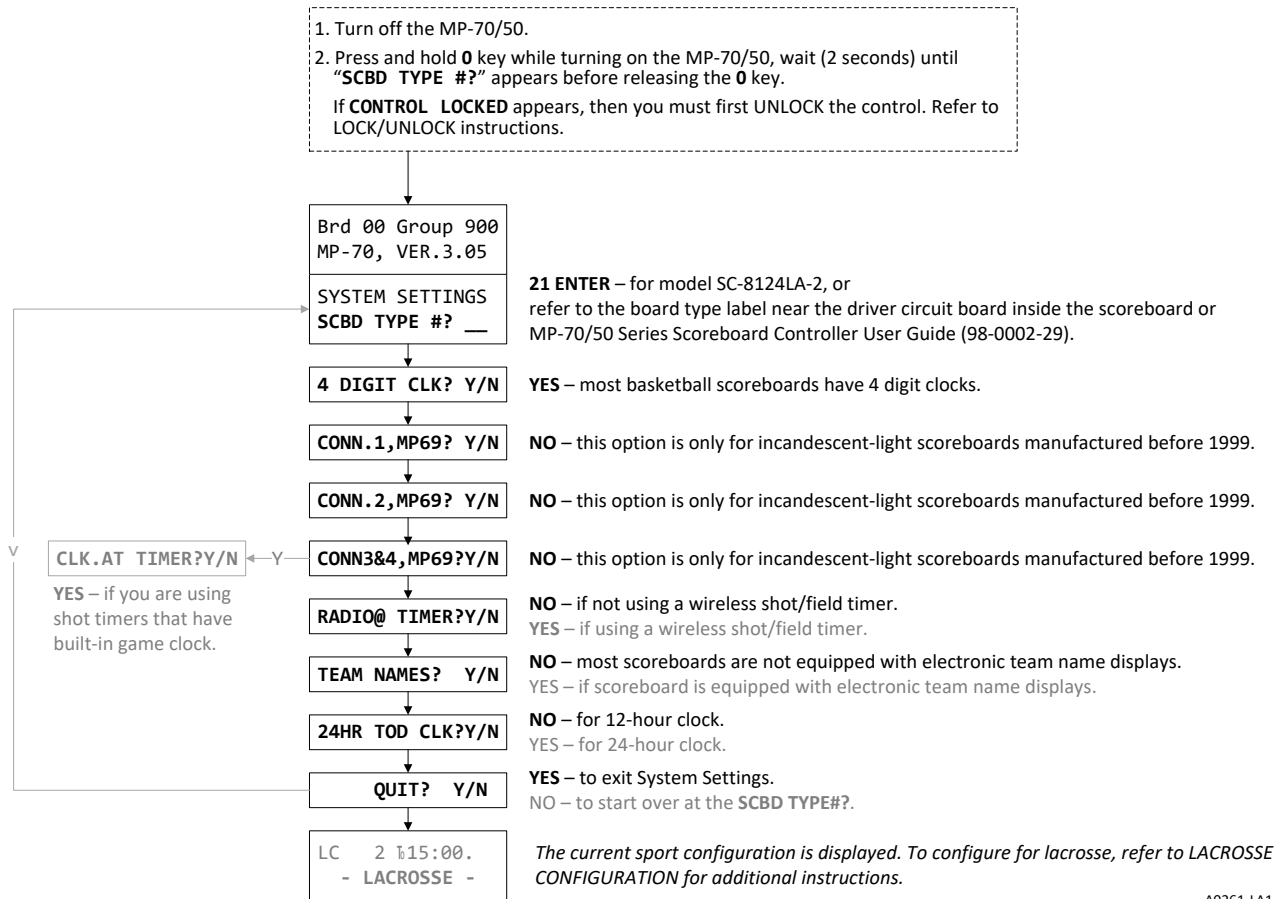
- 2010-11 Soccer Rules Book, Robert B. Gardner (Publisher), NFHS Publications. National Federation of State High School Associations.
- NCAA Soccer 2011 and 2012 Rules and Interpretations. NCAA [ISSN 0735-0368]. National Collegiate Athletic Association.



LACROSSE SYSTEM SETTINGS



Shown are the most common system settings for high school (NFHS) and college (NCAA) lacrosse.



A0261-LA1

LACROSSE CONFIGURATION

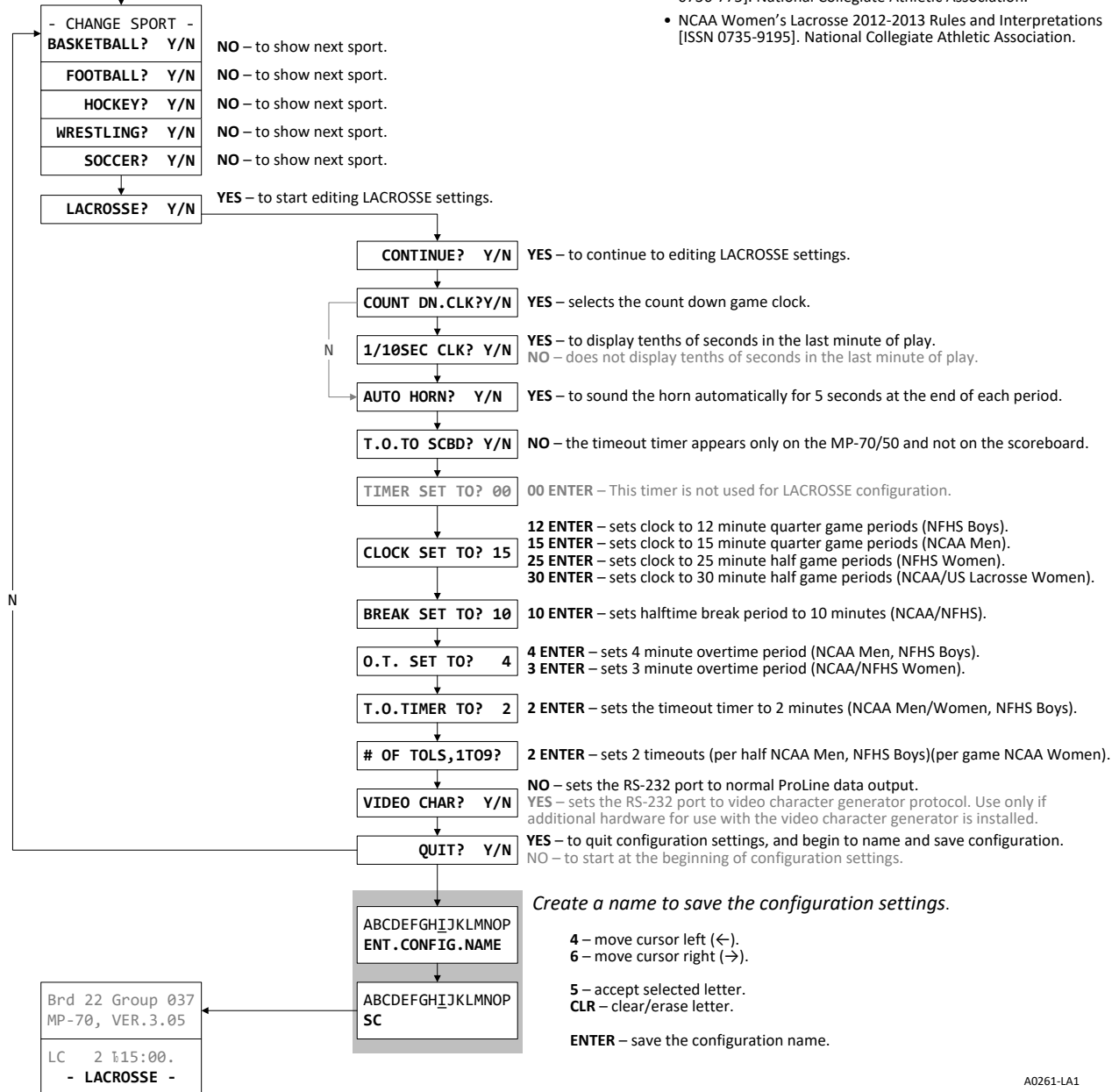


Shown are the most common configuration settings for high school (NFHS) and college (NCAA) lacrosse.

1. Turn off the MP-70/50.
2. Press and hold **ENTER** key while turning on the MP-70/50, wait until **BASKETBALL? Y/N** screen appears before releasing the **ENTER** key.
If **CONTROL LOCKED** appears, then you must first **UNLOCK** the control. Refer to **LOCK/UNLOCK** instructions.

REFERENCES:

- 2011 Boys Lacrosse Rules Book, Robert B. Garner (Publisher), National Federation of State High School Associations.
- 2011 Women’s Rule Book, Official Rules for Girls and Women’s Lacrosse. [Endorsed by NFHS]. www.uslacrosse.org.
- NCAA Men’s Lacrosse 2011-2012 Rules and Interpretations [ISSN 0736-775]. National Collegiate Athletic Association.
- NCAA Women’s Lacrosse 2012-2013 Rules and Interpretations [ISSN 0735-9195]. National Collegiate Athletic Association.

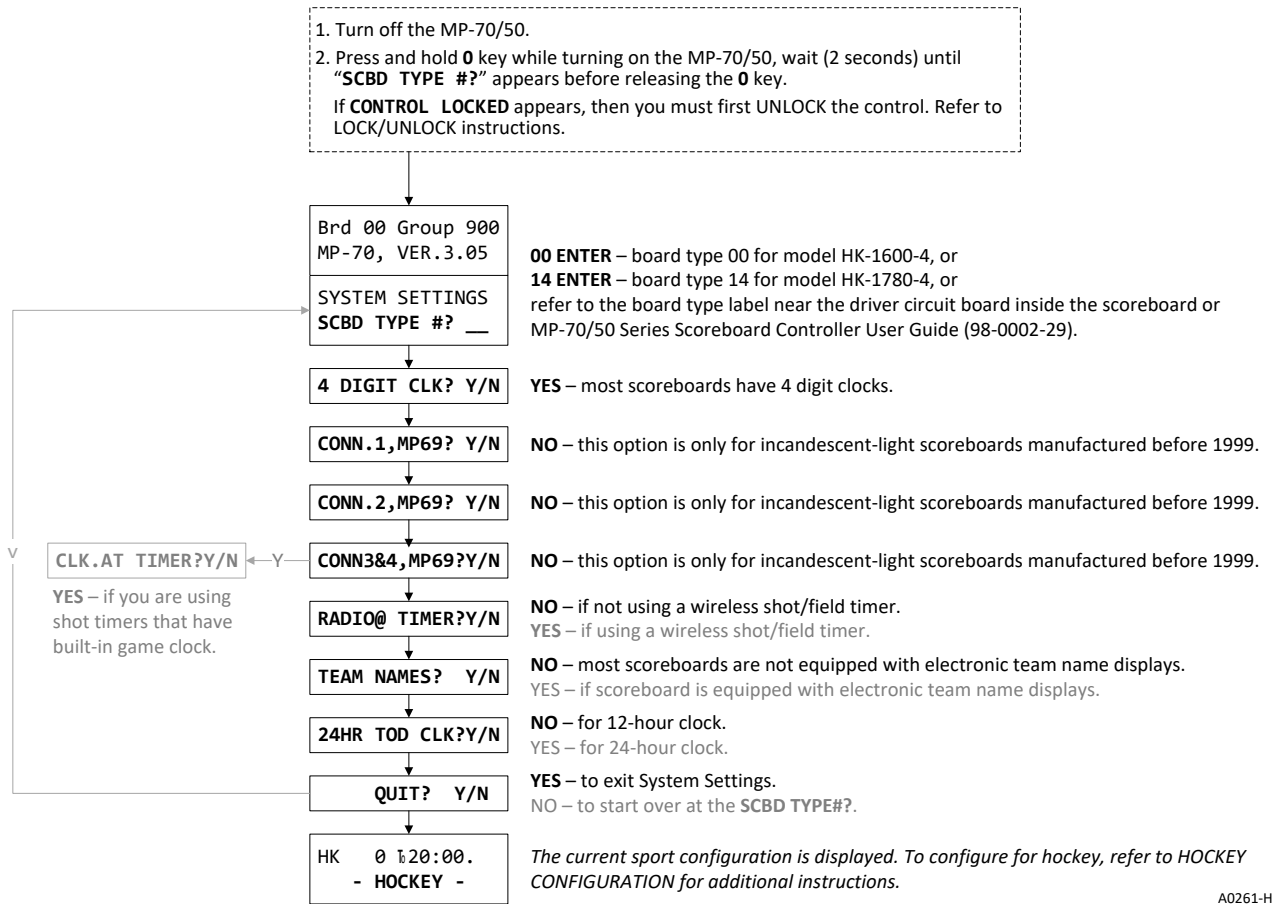


A0261-LA1

HOCKEY SYSTEM SETTINGS



Shown are the most common system settings for high school (NFHS) and college (NCAA) hockey.



A0261-HK1

HOCKEY CONFIGURATION

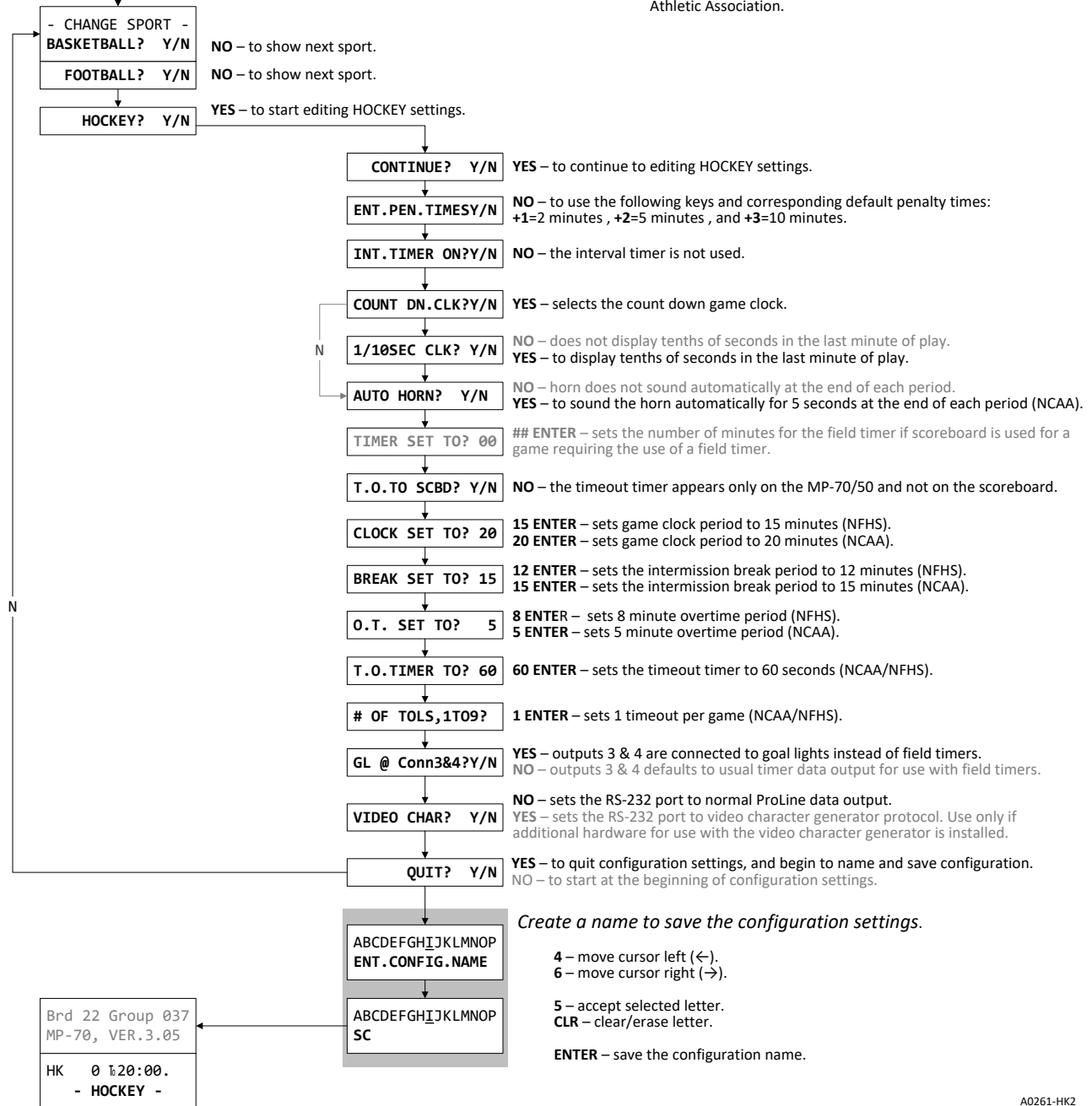


Shown are the most common configuration settings for high school (NFHS) and college (NCAA) hockey.

1. Turn off the MP-70/50.
2. Press and hold **ENTER** key while turning on the MP-70/50, wait until **BASKETBALL? Y/N** screen appears before releasing the **ENTER** key. If **CONTROL LOCKED** appears, then you must first **UNLOCK** the control. Refer to **LOCK/UNLOCK** instructions.

REFERENCES:

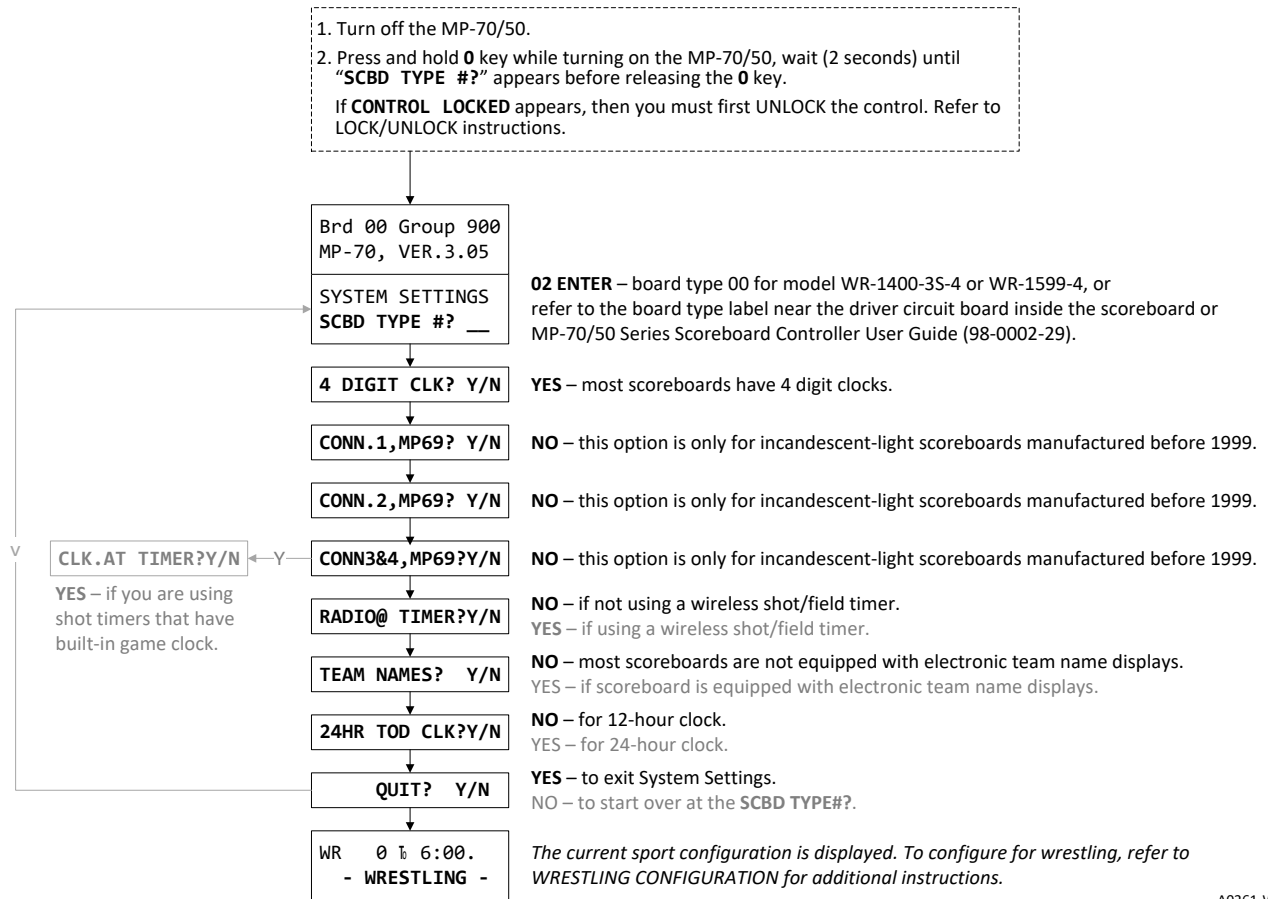
- 2010-11 NFHS Ice Hockey Rules Book, Robert B. Gardner (Publisher), NFHS Publications. National Federation of State High School Associations.
- 2010-12 NCAA Men's and Women's Ice Hockey Rules and Interpretations. NCAA [ISSN 0735-9195]. National Collegiate Athletic Association.



WRESTLING SYSTEM SETTINGS



Shown are the most common system settings for high school (NFHS) and college (NCAA) wrestling.



A0261-WR1

WRESTLING CONFIGURATION

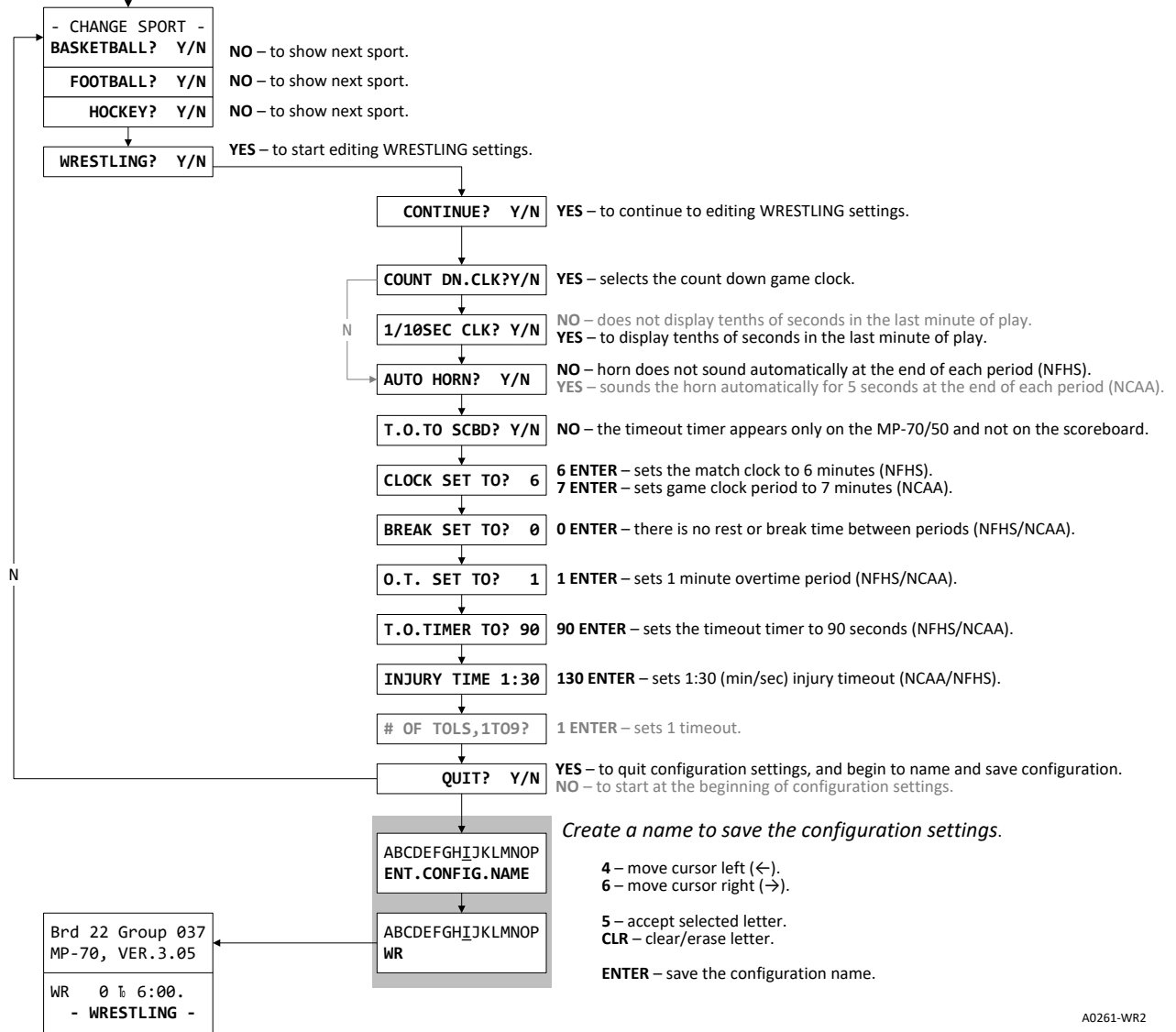


Shown are the most common configuration settings for high school (NFHS) and college (NCAA) wrestling.

1. Turn off the MP-70/50.
2. Press and hold **ENTER** key while turning on the MP-70/50, wait until **BASKETBALL? Y/N** screen appears before releasing the **ENTER** key.
If **CONTROL LOCKED** appears, then you must first **UNLOCK** the control. Refer to **LOCK/UNLOCK** instructions.

REFERENCES:

- 2009-10 NFHS Wrestling Rules Book, Robert F. Kanaby (Publisher), NFHS Publications. National Federation of State High School Associations.
- 2012-13 NCAA Wrestling Rules and Interpretations. NCAA [ISSN 0736-511X]. National Collegiate Athletic Association.

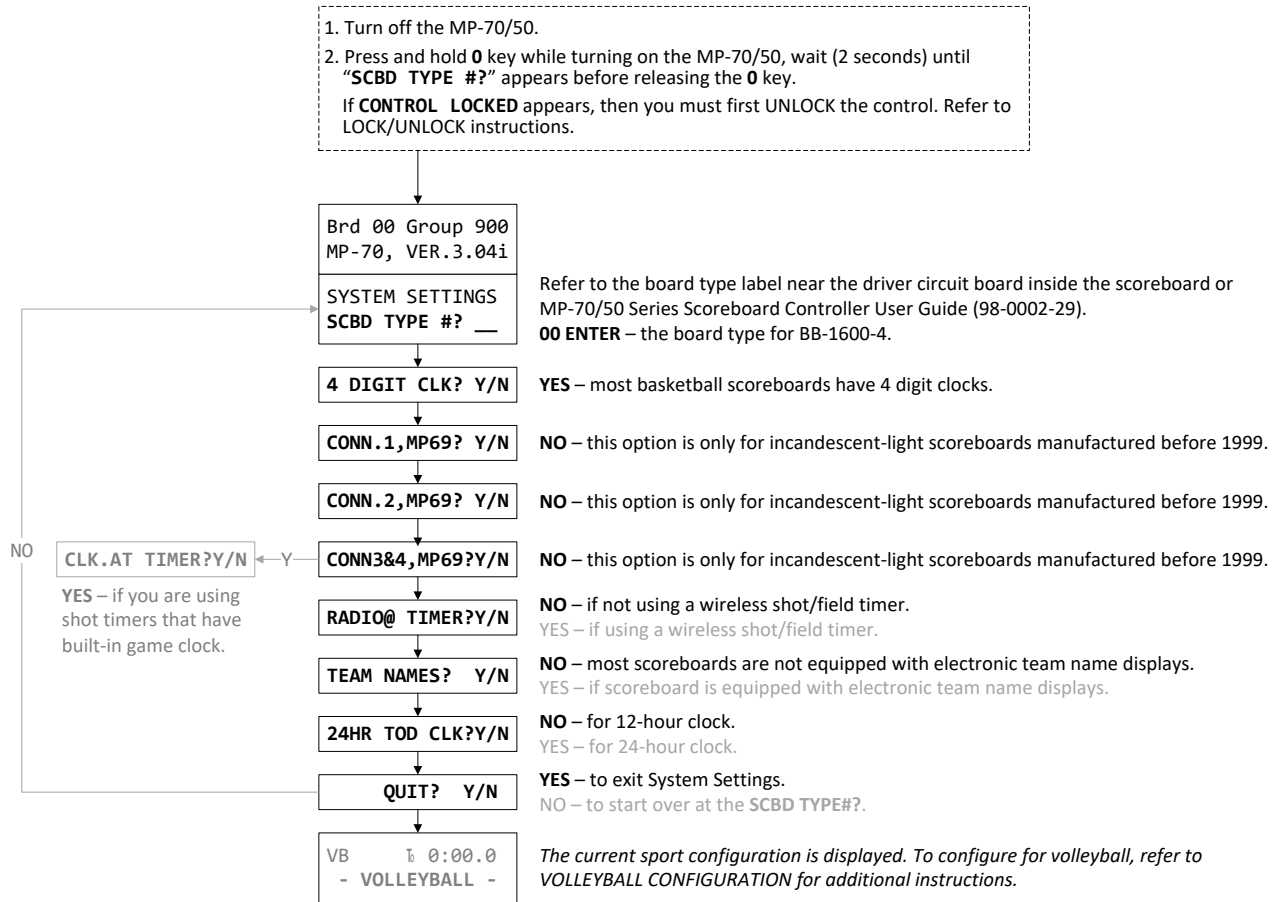


A0261-WR2

VOLLEYBALL SYSTEM SETTINGS



Shown are the most common system settings for high school (NFHS) and college (NCAA) volleyball.



A0261-VB1

VOLLEYBALL CONFIGURATION

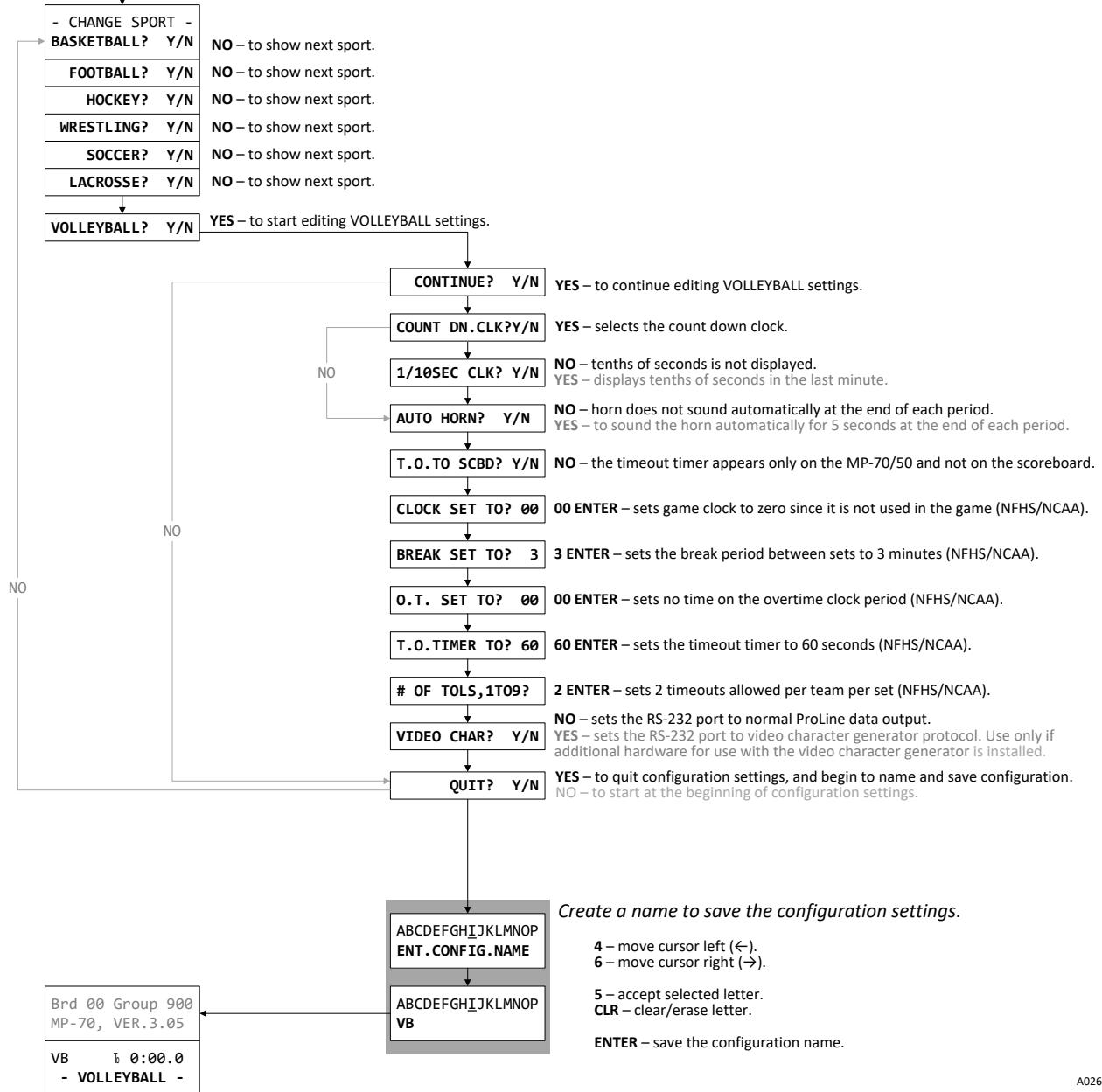


Shown are the most common configuration settings for high school (NFHS) and college (NCAA) volleyball.

1. Turn off the MP-70/50.
2. Press and hold **ENTER** key while turning on the MP-70/50, wait until **BASKETBALL? Y/N** screen appears before releasing the **ENTER** key.
If **CONTROL LOCKED** appears, then you must first **UNLOCK** the control. Refer to **LOCK/UNLOCK** instructions.

REFERENCES:

- 2009-10 NFHS Volleyball Rules Book. Robert F. Kanaby, Publisher. NFHS Publications. National Federation of State High School Associations.
- 2010 AND 2011 NCAA Women's Volleyball Rules and Interpretations. National Collegiate Athletic Association.

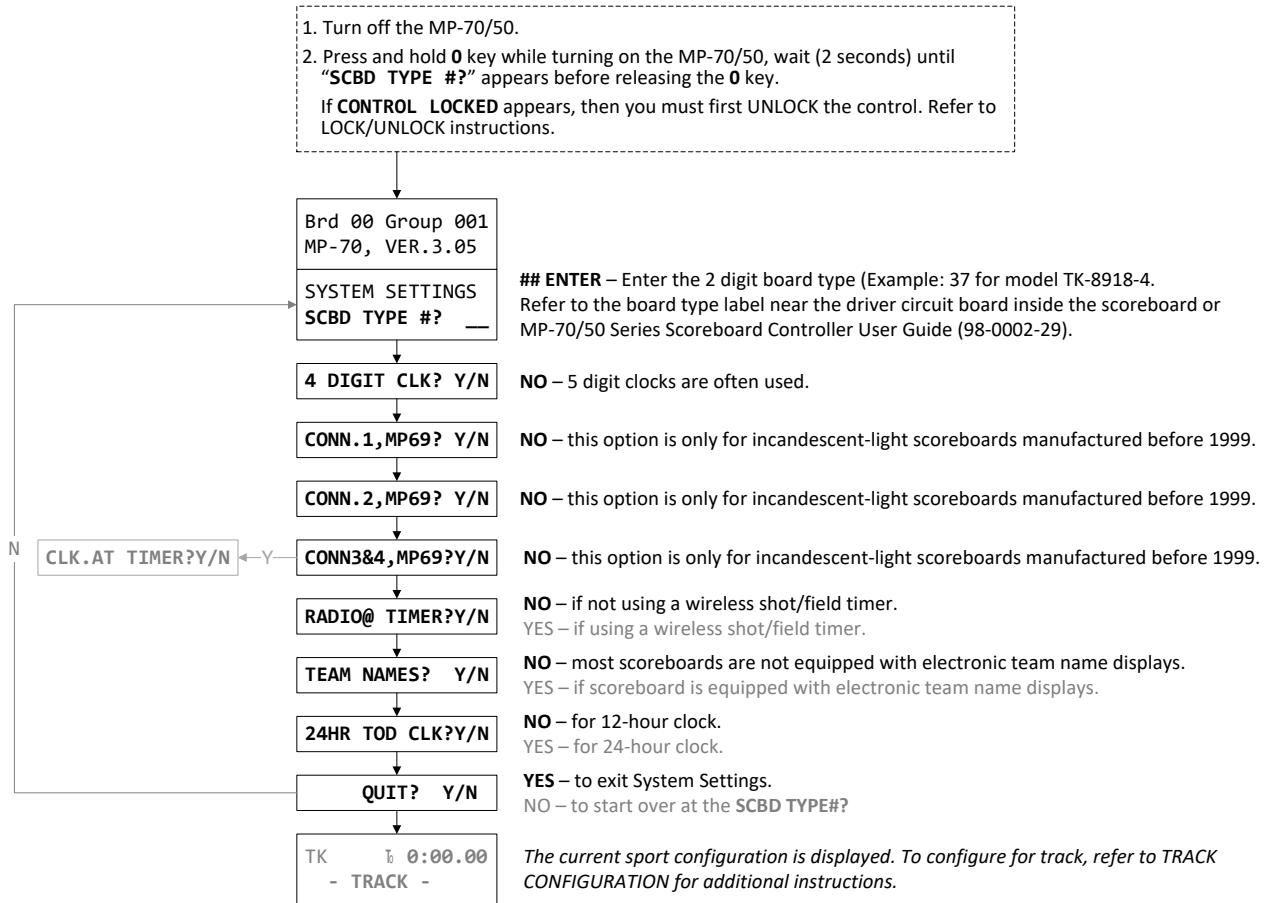


A0261-VB2

TRACK SYSTEM SETTINGS



Shown are the most common system settings for high school (NFHS) and college (NCAA) track.



A0261-TK1

TRACK CONFIGURATION

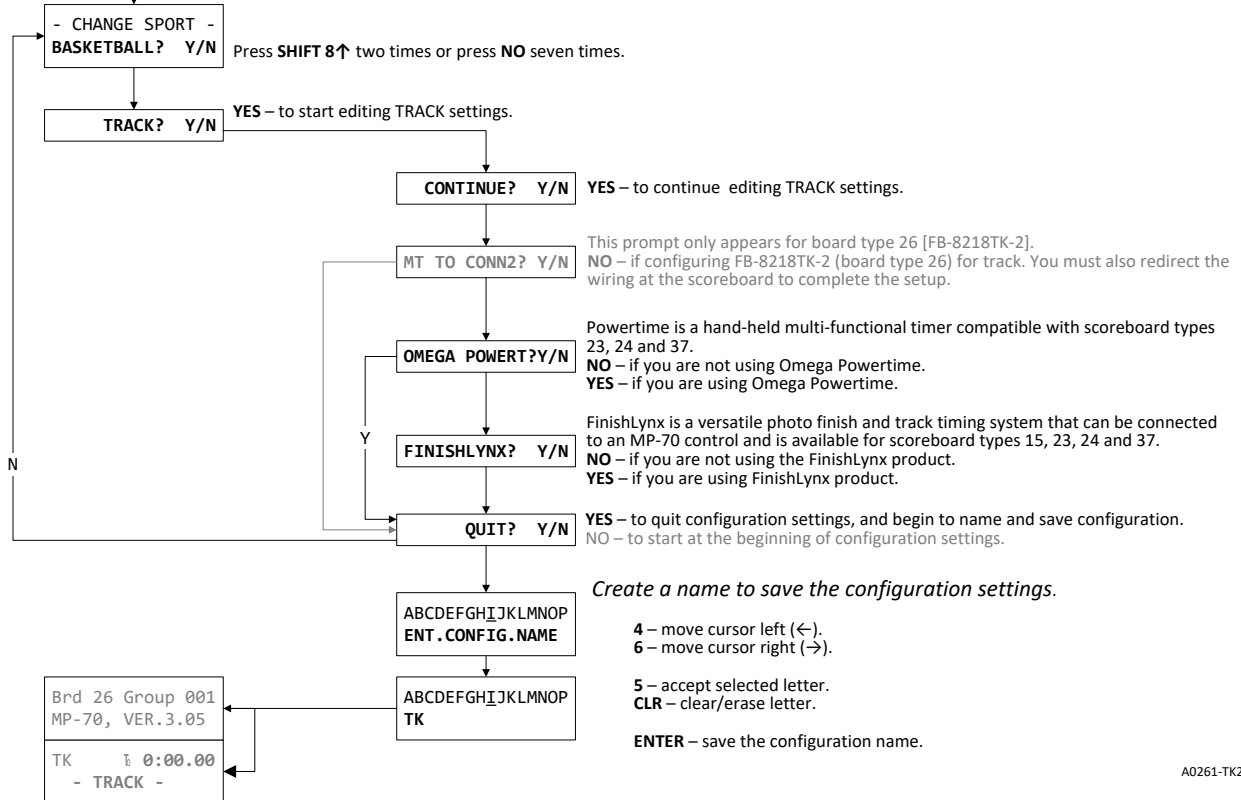


Shown are the most common configuration settings for high school (NFHS) and college (NCAA) track.

1. Turn off the MP-70/50.
2. Press and hold **ENTER** key while turning on the MP-70/50, wait until **BASKETBALL? Y/N** screen appears before releasing the **ENTER** key.
If **CONTROL LOCKED** appears, then you must first **UNLOCK** the control. Refer to **LOCK/UNLOCK** instructions.

REFERENCES:

- 2012 NFHS Track and Field and Cross Country Rules Book, Robert B. Gardner - Publisher. National Federation of State High School Associations.
- 2011/2012 NCAA Men's and Women's Track and Field and Cross Country Rules. ISSN 0736-511X. National Collegiate Athletic Association.



A0261-TK2